






**Arden Park: Tree Survey
and Proposed Grading Extents
June 4, 2017**



0 100 200 Feet

1 inch = 100 feet

Legend

-  Proposed Channel Extents - Concept
-  Proposed Grading Extents - Concept
-  Wenck Surveyed Tree Location (2016)

Notes:
-Concept design grading for stream, Grading limits do not account for additional park amenities or grading north of park limits
-Tree Survey by Wenck Oct 2016
-For purpose of agreement section 17 B, grading extents are limited to the area shown above, less portions north of the existing hockey rink.